

Intelligent Measuring Technology
when Color Quality counts



Spectrophotometers
for professional digital printing
on a wide variety of materials



- Barbieri qb-technology inside
- two devices in one (automatic and handheld)
- measurements of fluorescent inks

**The new spectrophotometer platform:
build for flexibility!**

Spectro **LFP qb**

The Spectro LFP qb combines incredible universality and precision with a range of new features and supports the M1 measurement mode. It is a platform that satisfies the most stringent customer requirements.

Application fields

- Linearization and profiling of professional digital output devices on a wide variety of materials (reflective and transparent)
- Suited for Fogra 51 and G7: M1, M0, M2, M3 ...reflection and transmission!
- Detachable spectral unit for spot color measurements
- Measurement of fluorescent inks
- Working as a team on one device

Main features

- Real D50 illumination to guarantee conformance to new ISO 13655-2017 "M1 part 1/ method a", M0, M2, M3 measurement condition ...reflection and transmission!
- Detachable measuring head (spectral unit) for spot color measurements
- Camera-supported sensing unit for instant automatic positioning
- Measurement aperture switchable between 2, 6 and 8 mm diameter
- For transparent and reflective media
- Also for heavy and thick materials (max. 20 mm)
- Measurement of fluorescent inks
- Ethernet and USB connection




- Supported by most RIP-software (Refer to: www.barbierielectronic.com)
- Some examples of materials which can entirely be automatically measured: textiles, glass, backlit film, paper, vinyl, silk, fine art paper, plexiglas, banner, canvas, polyester, PVC, wrap film, cardboard, plastic plates, wood, stone, ceramic plates.
- Includes free measurement software Barbieri Gateway for Mac and PC
- Geometry:
 - reflection 45°/0°
 - transmission d/0°

System requirements

- Microsoft Windows XP or later (32 and 64 bit)
- Mac OS X 10.5 or later (Intel)

	Spectro LFP qb	Spectro LFP 5.3
Measuring aperture [diameter in mm]	2, 6, 8	2, 6, 8
Reflective & Transmissive measurements	●	●
Up to 20 mm thick media	●	●
Automatic measurements	●	●
M0, M2, M3 measuring condition	●	●
M1 (reflection and transmission)	●	
Sensing unit	●	
Detachable spectral unit	●	
Ethernet connection	●	
Measurement of fluorescent inks	●	
Measuring speed	2x	x

Accessories Spectro **LFP qb**





- aperture diameter 2, 6, 8 mm
- measurements of transmissive and reflective media
- up to 20 mm thick media

Spectro LFP S.3

The Spectro LFP S.3 is specially designed for automatic measurement of a wide variety of materials in large format, flatbed and industrial printing.

Application fields

- Creation of ICC profiles for digital output devices on a wide variety of materials (reflective and transmissive)
- Linearization of digital output devices
- Single measurements of spot colors with subsequent check for color true printing.

Main features

- For transparent and reflective media
- Measurement aperture switchable between 2, 6 and 8 mm diameter
- Also for heavy and thick materials (max. media thickness 20 mm)
- Supported by most RIP-software (Refer to: www.barbierielectronic.com)
- Some examples of materials which can entirely be automatically measured: textiles, glass, backlit film, papers, vinyl, cardboards, plastic plates, gypsum plates, wood, stone and ceramic plates.
- ISO 13655-2009 measurement conditions: M0, M2 (UVCut) and M3 (Pol)




- Includes free measurement software Barbieri Gateway for Mac and PC
- Geometry:
 - reflection 45°/0°
 - transmission d/0°


System requirements

- Microsoft Windows XP or later (32 and 64 bit)
- Mac OS X 10.5 or later (Intel)

	Spectro LFP S.3
Reflective measurements	<input checked="" type="checkbox"/>
Transmissive measurements	<input checked="" type="checkbox"/>
2 mm measurement aperture	<input checked="" type="checkbox"/>
6 mm measurement aperture	<input checked="" type="checkbox"/>
8 mm measurement aperture	<input checked="" type="checkbox"/>
Automatic measurements	<input checked="" type="checkbox"/>
Up to 2 mm thick media	<input checked="" type="checkbox"/>
Up to 20 mm thick media	<input checked="" type="checkbox"/>

Accessories Spectro LFP S.3





- buttonless operation
- flexible media up to 1 mm thickness
- measurements of transmissive and reflective media

Spectro Swing

The ability for the Spectro Swing to measure transparent materials on a wide variety of flexible media makes it a special and unique measurement device. It is ideal for production environments as it is tailored to the needs of all aqueous, solvent and UV roll-to-roll printers.

Application fields

- Creation of ICC profiles for digital output devices on a wide variety of materials (reflective and transmissive)
- Linearization of digital output devices
- Single measurements of spot colors with subsequent check for color true printing

Target markets

- Inkjet (aqueous, solvent) printing
- Digital photo printing
- Packaging

Main features

- For transparent and reflective media
- Measurement aperture 2 mm diameter
- Easy to use thanks to "buttonless operation"
- Able to measure targets with up to 3000 patches
- Suitable for a wide variety of flexible media up to 1 mm thickness (paper, banner, canvas, canvas cover for trucks, backlit, etc.)

- Supported by most RIP-software (Refer to: www.barbierielectronic.com)
- ISO 13655-2009 measurement conditions: M0, M2 (UVCut)
- Includes free measurement software Barbieri Gateway for Mac and PC
- Geometry:
 - reflection 45°/0°
 - transmission d/0°

System requirements

- Microsoft Windows XP or later (32 and 64 bit)
- Mac OS X 10.5 or later (Intel)

	Spectro Swing
Reflective measurements	<input checked="" type="checkbox"/>
Transmissive measurements	<input checked="" type="checkbox"/>
2 mm measuring aperture	<input checked="" type="checkbox"/>
Automatic measurements	<input checked="" type="checkbox"/>
Up to 1 mm thick media	<input checked="" type="checkbox"/>

Accessories Spectro Swing



- Barbieri qb-technology inside
- cordless / battery operated
- touch display



Spectro pad®

SpectroPad is a revolutionary color measuring and process control device. This portable, professional spectrophotometer measures a wide variety of different reflective media used in professional digital printing (including large and wide format). Thanks to its independence from a computer, it can be used also directly on the printer. Its integrated touch display enables interaction with the device and provides instant measurement results.

Application fields

- Process and quality control (SpectroPad DOC)
- Measurement of linearization, profiling and custom charts on a wide variety of materials
- Single measurements of spot colors with subsequent check for color true printing
- Image quality evaluations (homogeneity on the print according to Fogra M-Score)

Target markets

- Professional digital printing

Main features

- Portable, wireless (battery operated, WiFi)
- Measurement aperture 6 mm diameter
- Barbieri qb-technology inside (D50 LED illumination, next generation of highest precision spectral core)

- Humidity and temperature sensor
- Supported by most RIP-software (Refer to: www.barbierielectronic.com)
- ISO 13655-2009 measurement condition: M1, M0 and M2 (UVCut)
- 1-line manual scanning
- Touch Screen
- Includes free measurement software Barbieri Gateway for Mac and PC
- Geometry: 45°/0°

System requirements

- Microsoft Windows XP or later (32 and 64 bit)
- Mac OS X 10.5 or later (Intel)

Available models

- SpectroPad DOC
- SpectroPad DigiPress
- SpectroPad Ceramics

	Spectro Pad	Spectro Pad DOC
Reflective measurements	<input checked="" type="checkbox"/>	<input checked="" type="checkbox"/>
6 mm measuring aperture	<input checked="" type="checkbox"/>	<input checked="" type="checkbox"/>
Measurement of linearization and profiling charts	<input checked="" type="checkbox"/>	<input checked="" type="checkbox"/>
Digital Output Control (DOC)	<input type="checkbox"/>	<input checked="" type="checkbox"/>

Accessories Spectro pad®





Barbieri DOC (Digital Output Control)

Easy Process Control

for Digital Large Format Printing



Barbieri SpectroPad DOC with built in process control analysis

Barbieri DOC (Digital Output Control) is the solution for process control and image quality evaluation in digital printing. It compares the actual print with a preset reference and gives immediate feedback if color values are within tolerance – without a computer, directly at the large format printer.

Do you know if your printing conditions have changed? Do you know if you are able to reproduce the same colors again? Media, ink, temperature, humidity, workflow, printer interventions; there are many factors which influence the color appearance in digital large format printing.

For this very reason, BARBIERI introduces Barbieri DOC (Digital Output Control). This process control solution checks the stability of the digital printing process and is tailored to the needs of large format, flatbed and industrial printing. It is easy to use and straightforward thinking: the actual state of a printer/media combination is set as a reference and all following prints are compared to this. For the wide range of media used in digital large format printing, Barbieri provides presets and templates tailored to each special media characteristic. The comparison of the actual state to the reference reveals whether the printing process is stable. This enables the printer operator to decide on the spot if printing should continue or if an adjustment to the printing process is required.

The DOC process control solution by Barbieri consists of the innovative SpectroPad and built in DOC software. Using SpectroPad DOC, the stability of the printing process can be instantly verified and can determine if an actual print is within specifications directly at the printer. Being wireless (battery operated and data transmission by WiFi) the control strip is measured directly on the printer, the measuring device calculates the DOC report internally and instantly displays results on the touch screen. If required, the data can be sent wirelessly to a computer to print and store report data.

In addition to process control, Barbieri provides tools to evaluate image quality in digital printing. For instance, the homogeneity of a print can be evaluated according to the Fogra M-Score.

Barbieri DOC also supports calculations according to Fogra PSD and IDEAlliance.

Barbieri DOC is available for SpectroPad, Spectro LFP and Spectro Swing.

Spectro **LFP_{qb}**

Spectro **LFP_{s,3}**

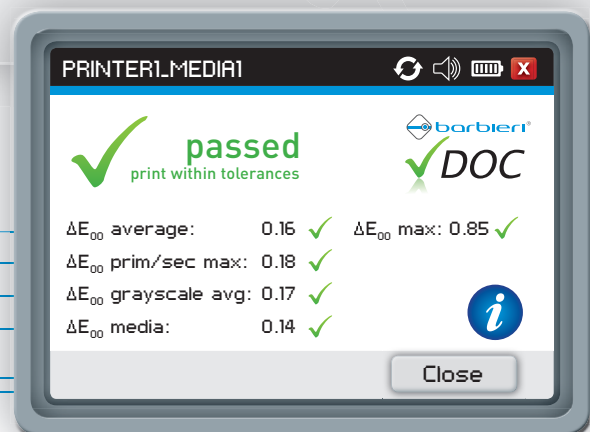
Spectro *Swing*

Spectro pad®



Information about

- Gamut
- Ink
- Linearization
- Media
- Color Difference Formula
- Chart, Measurement



Barbieri DOC report shown on SpectroPad DOC